

### Q1 What is today's date?

Answered: 53 Skipped: 0

Answer Choices	Responses
Date	100% 53

#	Date	Date
1	02/24/2014	2/25/2014 9:03 AM
2	02/24/2014	2/25/2014 9:00 AM
3	02/24/2014	2/25/2014 8:59 AM
4	02/24/2014	2/25/2014 8:57 AM
5	02/24/2014	2/25/2014 8:56 AM
6	02/24/2014	2/25/2014 8:55 AM
7	02/24/2014	2/25/2014 8:53 AM
8	02/24/2014	2/25/2014 8:52 AM
9	02/24/2014	2/25/2014 8:51 AM
10	02/24/2014	2/25/2014 8:49 AM
11	02/24/2014	2/25/2014 8:47 AM
12	02/24/2014	2/25/2014 8:46 AM
13	02/24/2014	2/25/2014 8:44 AM
14	02/24/2014	2/25/2014 8:43 AM
15	02/24/2014	2/25/2014 8:42 AM
16	02/24/2014	2/25/2014 8:00 AM
17	02/24/2014	2/25/2014 7:59 AM
18	02/24/2014	2/25/2014 7:58 AM
19	02/24/2014	2/25/2014 7:56 AM
20	02/24/2014	2/25/2014 7:55 AM
21	02/24/2014	2/25/2014 7:54 AM
22	02/24/2014	2/25/2014 7:52 AM
23	02/24/2014	2/25/2014 7:50 AM
24	02/24/2014	2/25/2014 7:32 AM
25	02/24/2014	2/25/2014 7:21 AM
26	02/24/2014	2/25/2014 7:19 AM
27	02/24/2014	2/25/2014 7:18 AM
28	02/24/2014	2/25/2014 7:16 AM
29	02/24/2014	2/25/2014 7:15 AM
30	02/24/2014	2/25/2014 7:13 AM
31	02/24/2014	2/25/2014 7:12 AM
32	02/24/2014	2/25/2014 7:10 AM

## Maryland Highway Safety Office Traffic Survey

33	02/24/2014	2/25/2014 7:09 AM
34	02/24/2014	2/25/2014 7:08 AM
35	02/24/2014	2/25/2014 7:07 AM
36	02/24/2014	2/25/2014 7:05 AM
37	02/24/2014	2/25/2014 7:04 AM
38	02/24/2014	2/25/2014 7:02 AM
39	02/24/2014	2/25/2014 6:58 AM
40	02/24/2014	2/25/2014 6:57 AM
41	02/24/2014	2/25/2014 6:55 AM
42	02/24/2014	2/25/2014 6:54 AM
43	02/24/2014	2/25/2014 6:52 AM
44	02/24/2014	2/25/2014 6:51 AM
45	02/24/2014	2/24/2014 6:27 PM
46	02/24/2014	2/24/2014 6:26 PM
47	02/24/2014	2/24/2014 6:25 PM
48	02/24/2014	2/24/2014 6:24 PM
49	02/24/2014	2/24/2014 6:22 PM
50	02/24/2014	2/24/2014 6:16 PM
51	02/24/2014	2/24/2014 6:14 PM
52	02/06/2014	2/6/2014 8:11 AM
53	02/05/2014	2/5/2014 3:48 PM

## Q2 What was the name of the program you attended or where did you get this survey?

Answered: 53 Skipped: 0

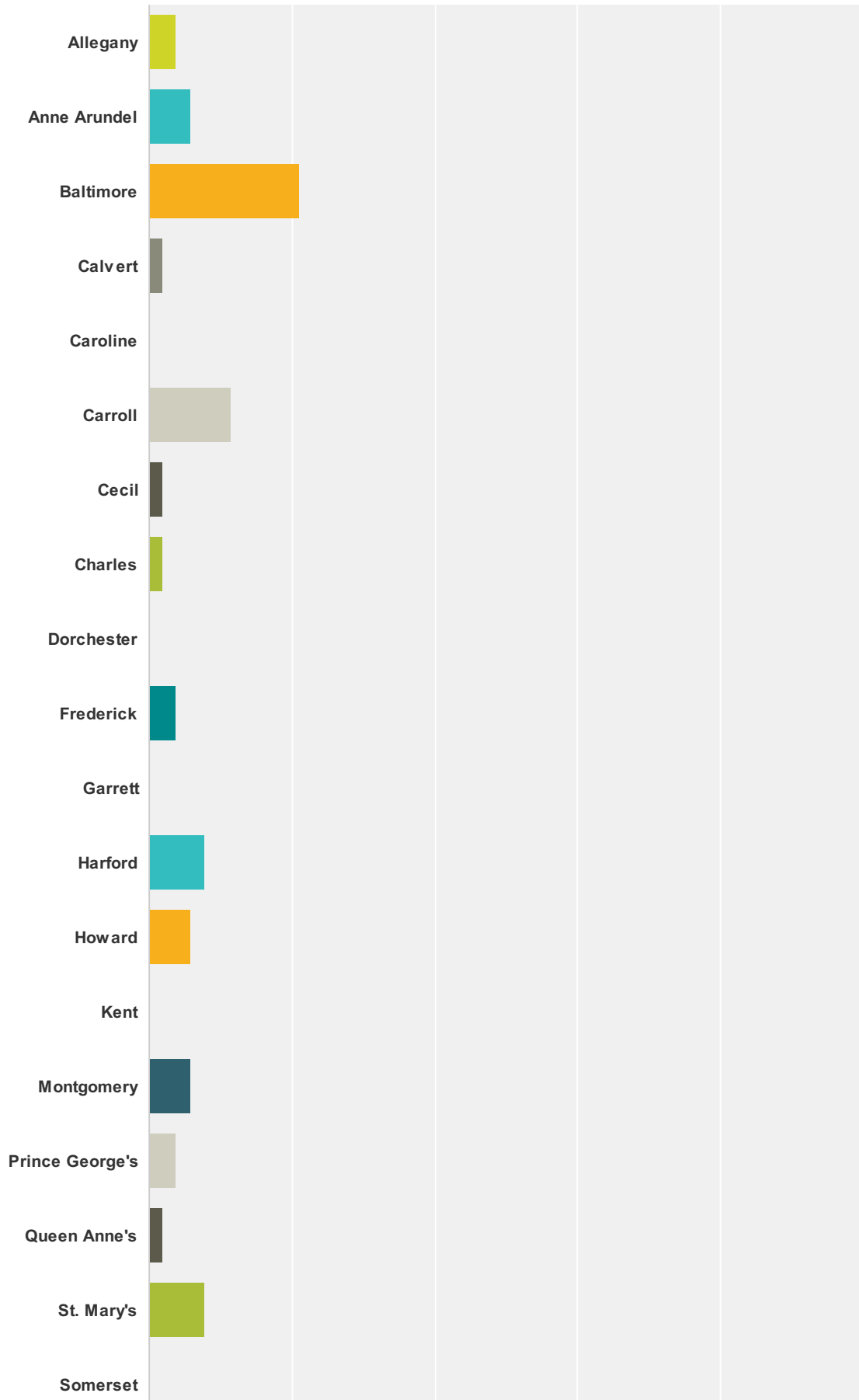
#	Responses	Date
1	MHSO Summit	2/25/2014 9:03 AM
2	MHSO Summit	2/25/2014 9:00 AM
3	MHSO Summit	2/25/2014 8:59 AM
4	MHSO Summit	2/25/2014 8:57 AM
5	MHSO Summit	2/25/2014 8:56 AM
6	MHSO Summit	2/25/2014 8:55 AM
7	MHSO Summit	2/25/2014 8:53 AM
8	MHSO Summit	2/25/2014 8:52 AM
9	MHSO Summit	2/25/2014 8:51 AM
10	MHSO Summit	2/25/2014 8:49 AM
11	MHSO Summit	2/25/2014 8:47 AM
12	MHSO Summit	2/25/2014 8:46 AM
13	MHSO Summit	2/25/2014 8:44 AM
14	MHSO Summit	2/25/2014 8:43 AM
15	MHSO Summit	2/25/2014 8:42 AM
16	MHSO Summit	2/25/2014 8:00 AM
17	MHSO Summit	2/25/2014 7:59 AM
18	MHSO Summit	2/25/2014 7:58 AM
19	MHSO Summit	2/25/2014 7:56 AM
20	MHSO Summit	2/25/2014 7:55 AM
21	MHSO Summit	2/25/2014 7:54 AM
22	MHSO Summit	2/25/2014 7:52 AM
23	MHSO Summit	2/25/2014 7:50 AM
24	mhsO summit	2/25/2014 7:32 AM
25	MHSO Summit	2/25/2014 7:21 AM
26	MHSO Summit	2/25/2014 7:19 AM
27	MHSO Summit	2/25/2014 7:18 AM
28	MHSO Summit	2/25/2014 7:16 AM
29	MHSO Summit	2/25/2014 7:15 AM
30	MHSO Summit	2/25/2014 7:13 AM
31	MHSO Summit	2/25/2014 7:12 AM
32	MHSO Summit	2/25/2014 7:10 AM
33	MHSO Summit	2/25/2014 7:09 AM
34	MHSO Summit	2/25/2014 7:08 AM

## Maryland Highway Safety Office Traffic Survey

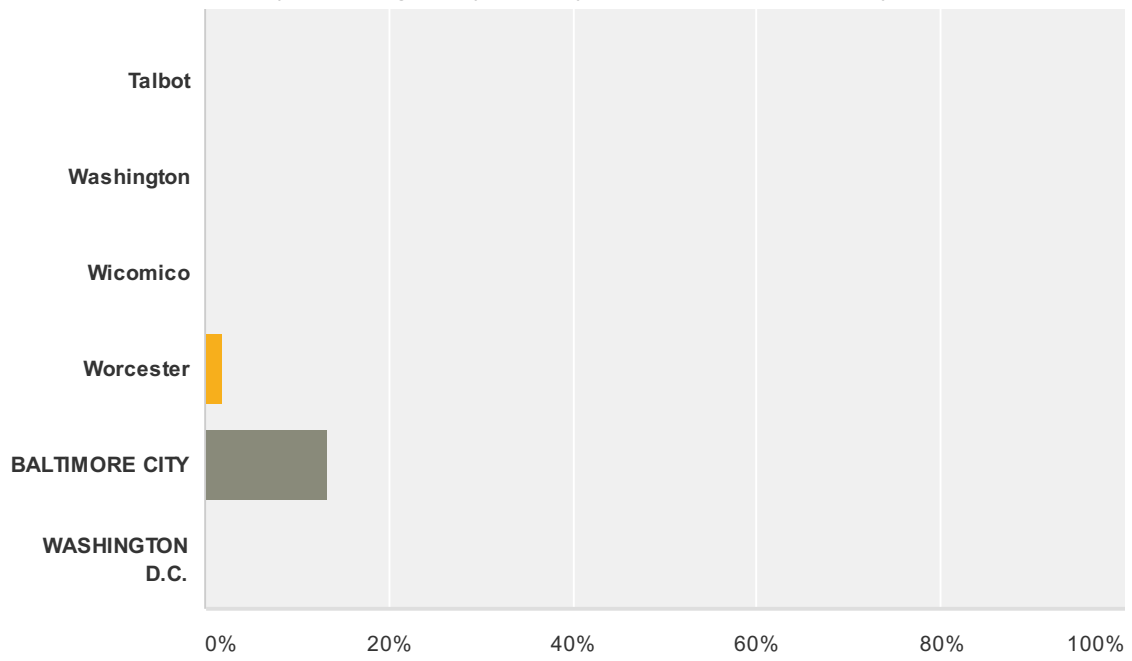
35	MHSO Summit	2/25/2014 7:07 AM
36	MHSO Summit	2/25/2014 7:05 AM
37	MHSO Summit	2/25/2014 7:04 AM
38	mhsø summit	2/25/2014 7:02 AM
39	MHSO Summit	2/25/2014 6:58 AM
40	MHSO Summit	2/25/2014 6:57 AM
41	MHSO Summit	2/25/2014 6:55 AM
42	MHSO Summit	2/25/2014 6:54 AM
43	MHSO Summit	2/25/2014 6:52 AM
44	MHSO Summit	2/25/2014 6:51 AM
45	Maryland Highway Safety Summit 2014	2/24/2014 6:27 PM
46	Maryland Highway Safety Summit 2014	2/24/2014 6:26 PM
47	Maryland Highway Safety Summit 2014	2/24/2014 6:25 PM
48	Maryland Highway Safety Summit 2014	2/24/2014 6:24 PM
49	Maryland Highway Safety Summit 2014	2/24/2014 6:22 PM
50	Maryland Highway Safety Summit 2014	2/24/2014 6:16 PM
51	Maryland Highway Safety Summit 2014	2/24/2014 6:14 PM
52	email link	2/6/2014 8:11 AM
53	test	2/5/2014 3:48 PM

### Q3 Indicate the COUNTY where you LIVE:

Answered: 52 Skipped: 1



# Maryland Highway Safety Office Traffic Survey



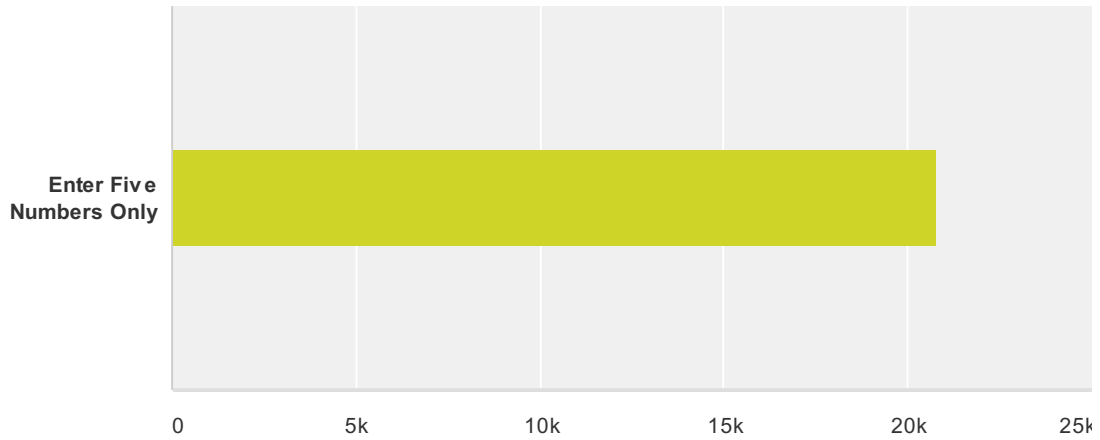
Answer Choices	Responses
Allegany	3.85% 2
Anne Arundel	5.77% 3
Baltimore	21.15% 11
Calvert	1.92% 1
Caroline	0% 0
Carroll	11.54% 6
Cecil	1.92% 1
Charles	1.92% 1
Dorchester	0% 0
Frederick	3.85% 2
Garrett	0% 0
Harford	7.69% 4
Howard	5.77% 3
Kent	0% 0
Montgomery	5.77% 3
Prince George's	3.85% 2
Queen Anne's	1.92% 1
St. Mary's	7.69% 4
Somerset	0% 0
Talbot	0% 0

## Maryland Highway Safety Office Traffic Survey

Washington	0%	0
Wicomico	0%	0
Worcester	1.92%	1
BALTIMORE CITY	13.46%	7
WASHINGTON D.C.	0%	0
<b>Total</b>		<b>52</b>

### Q4 What is your HOME zip code?

Answered: 48 Skipped: 5



Answer Choices	Average Number	Total Number	Responses
Enter Five Numbers Only	20,746	995,828	48
<b>Total Respondents: 48</b>			

#	Enter Five Numbers Only	Date
1	21738	2/25/2014 9:03 AM
2	20910	2/25/2014 9:00 AM
3	21206	2/25/2014 8:59 AM
4	21771	2/25/2014 8:57 AM
5	21122	2/25/2014 8:56 AM
6	21904	2/25/2014 8:55 AM
7	21485	2/25/2014 8:52 AM
8	17	2/25/2014 8:51 AM
9	21221	2/25/2014 8:49 AM
10	21784	2/25/2014 8:47 AM
11	21207	2/25/2014 8:46 AM
12	20634	2/25/2014 8:44 AM
13	20636	2/25/2014 8:43 AM
14	20636	2/25/2014 8:42 AM
15	21152	2/25/2014 7:59 AM
16	20855	2/25/2014 7:58 AM
17	21009	2/25/2014 7:54 AM
18	21222	2/25/2014 7:52 AM
19	21009	2/25/2014 7:50 AM
20	21213	2/25/2014 7:32 AM
21	20676	2/25/2014 7:21 AM



## Maryland Highway Safety Office Traffic Survey

22	21239	2/25/2014 7:19 AM
23	21117	2/25/2014 7:18 AM
24	20748	2/25/2014 7:16 AM
25	21502	2/25/2014 7:15 AM
26	21532	2/25/2014 7:13 AM
27	20850	2/25/2014 7:12 AM
28	21774	2/25/2014 7:10 AM
29	21212	2/25/2014 7:09 AM
30	21771	2/25/2014 7:08 AM
31	21113	2/25/2014 7:07 AM
32	21117	2/25/2014 7:05 AM
33	21811	2/25/2014 7:02 AM
34	21043	2/25/2014 6:58 AM
35	21221	2/25/2014 6:57 AM
36	20601	2/25/2014 6:55 AM
37	20659	2/25/2014 6:54 AM
38	21133	2/25/2014 6:52 AM
39	21229	2/25/2014 6:51 AM
40	21784	2/24/2014 6:27 PM
41	21703	2/24/2014 6:26 PM
42	20723	2/24/2014 6:25 PM
43	21043	2/24/2014 6:24 PM
44	21014	2/24/2014 6:22 PM
45	21102	2/24/2014 6:16 PM
46	21102	2/24/2014 6:14 PM
47	21218	2/6/2014 8:11 AM
48	21060	2/5/2014 3:48 PM

### Q5 What is your AGE?

Answered: 50 Skipped: 3



Answer Choices	Average Number	Total Number	Responses
Number of Years	45	2,263	50
<b>Total Respondents: 50</b>			

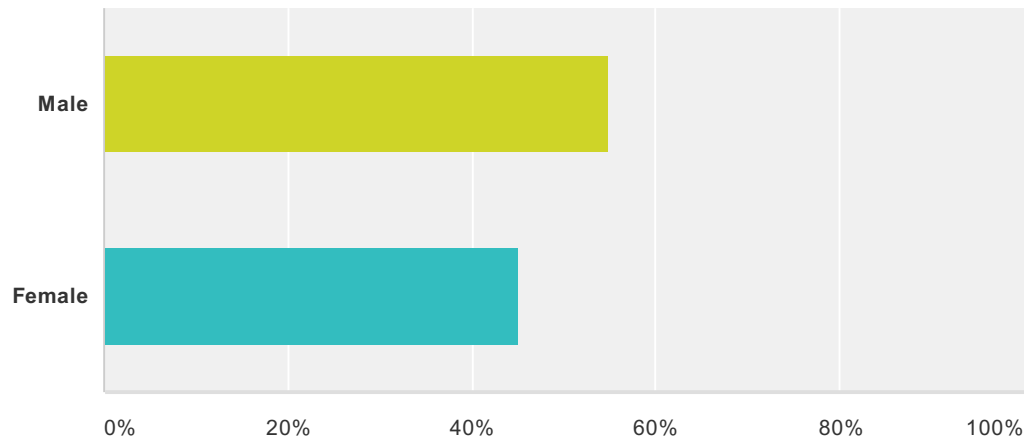
#	Number of Years	Date
1	48	2/25/2014 9:03 AM
2	28	2/25/2014 9:00 AM
3	55	2/25/2014 8:59 AM
4	57	2/25/2014 8:57 AM
5	50	2/25/2014 8:56 AM
6	41	2/25/2014 8:55 AM
7	40	2/25/2014 8:53 AM
8	58	2/25/2014 8:52 AM
9	45	2/25/2014 8:51 AM
10	29	2/25/2014 8:49 AM
11	22	2/25/2014 8:47 AM
12	56	2/25/2014 8:46 AM
13	31	2/25/2014 8:44 AM
14	30	2/25/2014 8:43 AM
15	46	2/25/2014 8:42 AM
16	51	2/25/2014 8:00 AM
17	23	2/25/2014 7:59 AM
18	61	2/25/2014 7:58 AM
19	52	2/25/2014 7:56 AM
20	71	2/25/2014 7:55 AM
21	30	2/25/2014 7:54 AM

## Maryland Highway Safety Office Traffic Survey

22	46	2/25/2014 7:50 AM
23	43	2/25/2014 7:32 AM
24	57	2/25/2014 7:21 AM
25	27	2/25/2014 7:19 AM
26	31	2/25/2014 7:18 AM
27	33	2/25/2014 7:16 AM
28	34	2/25/2014 7:15 AM
29	52	2/25/2014 7:13 AM
30	31	2/25/2014 7:12 AM
31	60	2/25/2014 7:10 AM
32	23	2/25/2014 7:09 AM
33	24	2/25/2014 7:08 AM
34	60	2/25/2014 7:07 AM
35	42	2/25/2014 7:05 AM
36	31	2/25/2014 7:04 AM
37	43	2/25/2014 7:02 AM
38	40	2/25/2014 6:58 AM
39	40	2/25/2014 6:55 AM
40	53	2/25/2014 6:54 AM
41	63	2/25/2014 6:52 AM
42	60	2/24/2014 6:27 PM
43	64	2/24/2014 6:26 PM
44	60	2/24/2014 6:25 PM
45	56	2/24/2014 6:24 PM
46	60	2/24/2014 6:22 PM
47	70	2/24/2014 6:16 PM
48	66	2/24/2014 6:14 PM
49	36	2/6/2014 8:11 AM
50	34	2/5/2014 3:48 PM

### Q6 What is your SEX?

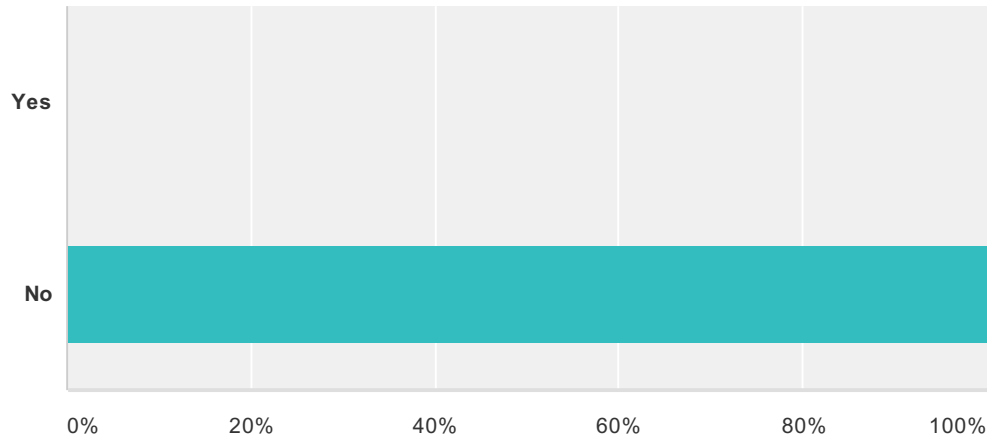
Answered: 51 Skipped: 2



Answer Choices	Responses
Male	54.90% 28
Female	45.10% 23
<b>Total</b>	<b>51</b>

### Q7 Are you Hispanic or Latino?

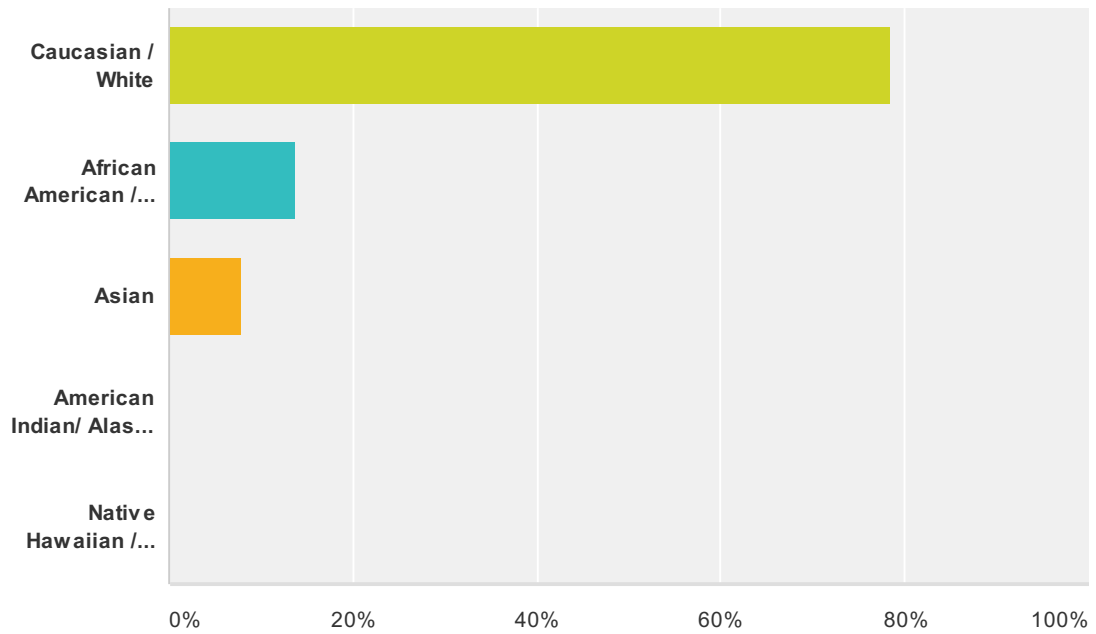
Answered: 50 Skipped: 3



Answer Choices	Responses
Yes	0% 0
No	100% 50
<b>Total</b>	<b>50</b>

**Q8 Select one or more of the following:**

Answered: 51 Skipped: 2

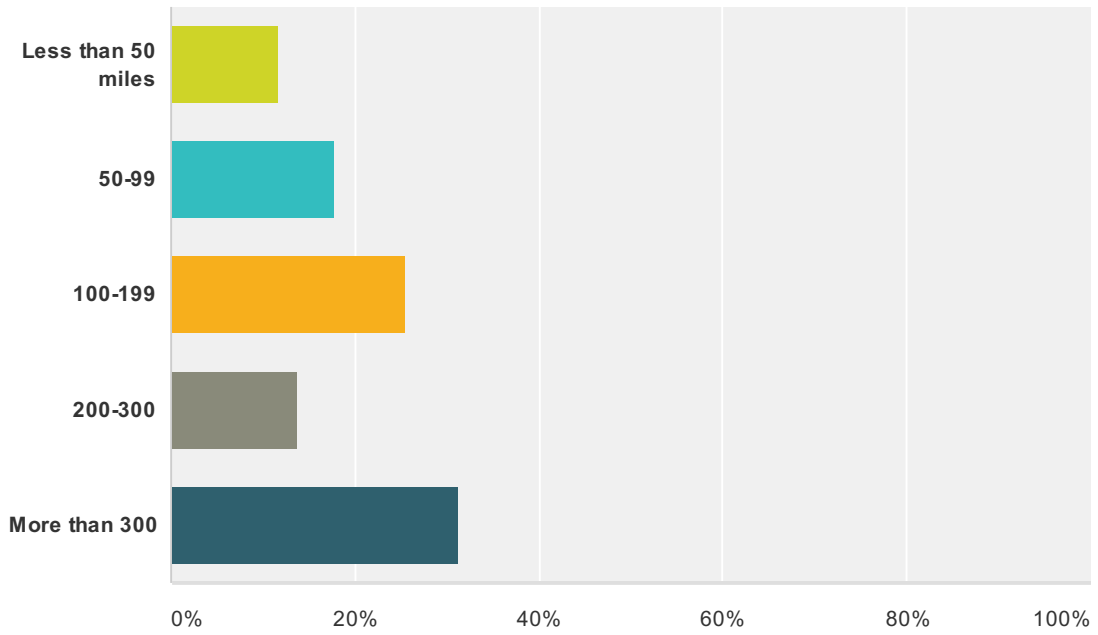


Answer Choices	Responses
Caucasian / White	78.43% 40
African American / Black	13.73% 7
Asian	7.84% 4
American Indian/ Alaskan Native	0% 0
Native Hawaiian / Pacific Islander	0% 0
<b>Total Respondents: 51</b>	

#	Other, please specify:	Date
1	Indian	2/25/2014 8:49 AM

**Q9 Indicate your WEEKLY driving mileage (car/van/SUV/pick-up):**

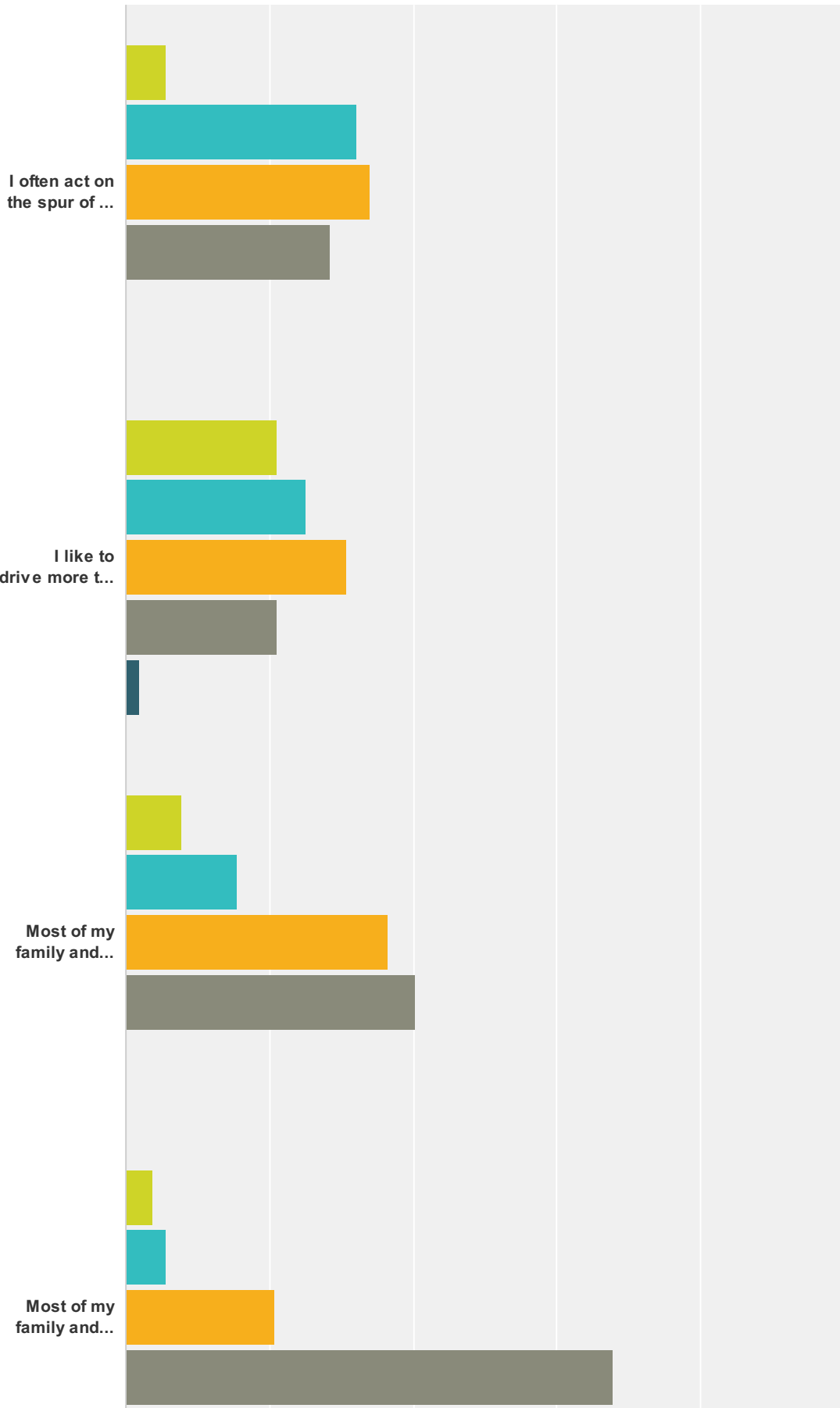
Answered: 51 Skipped: 2



Answer Choices	Responses
Less than 50 miles	11.76% 6
50-99	17.65% 9
100-199	25.49% 13
200-300	13.73% 7
More than 300	31.37% 16
<b>Total</b>	<b>51</b>

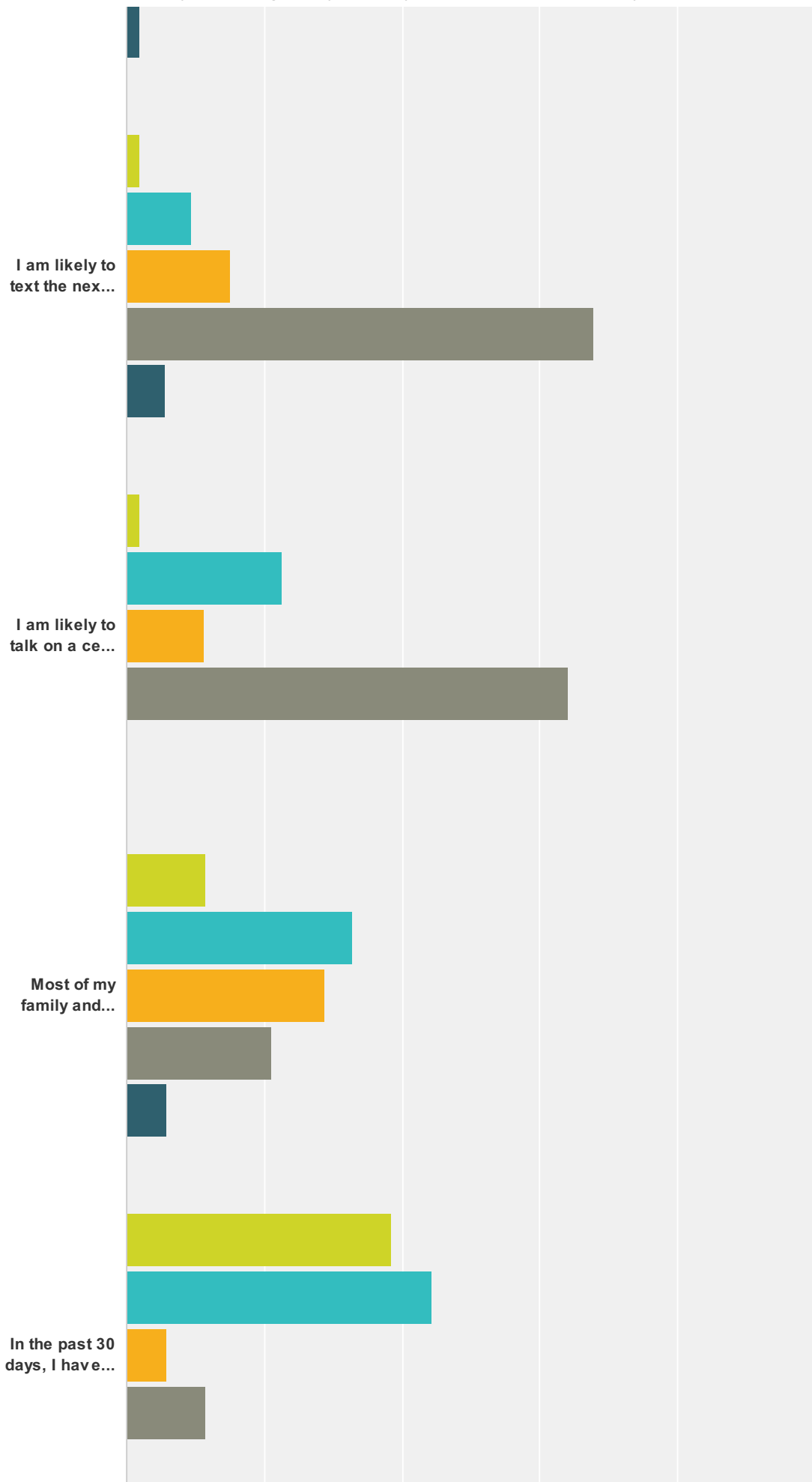
Q10 Indicate your level of agreement:

Answered: 53 Skipped: 0

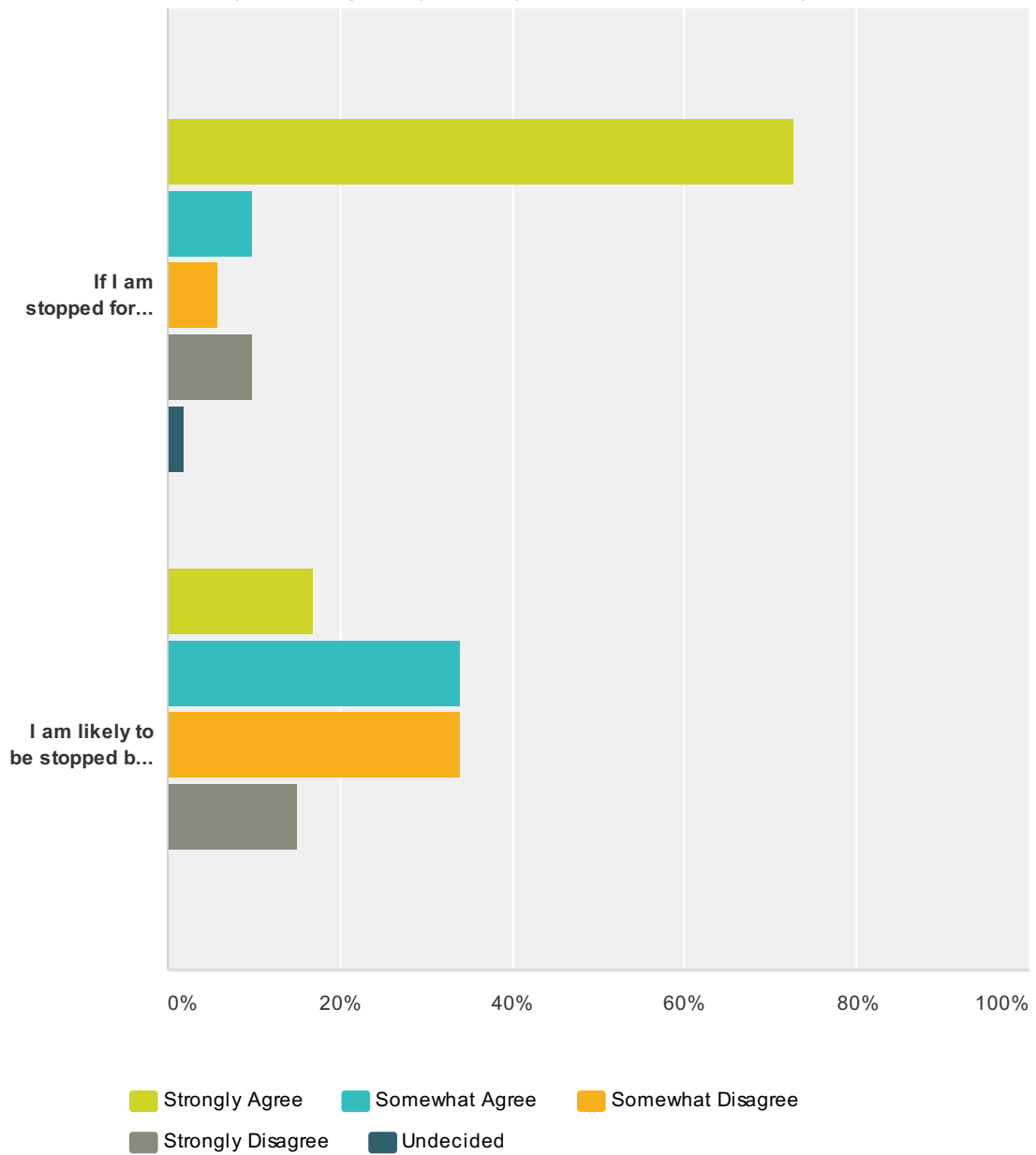




# Maryland Highway Safety Office Traffic Survey



# Maryland Highway Safety Office Traffic Survey



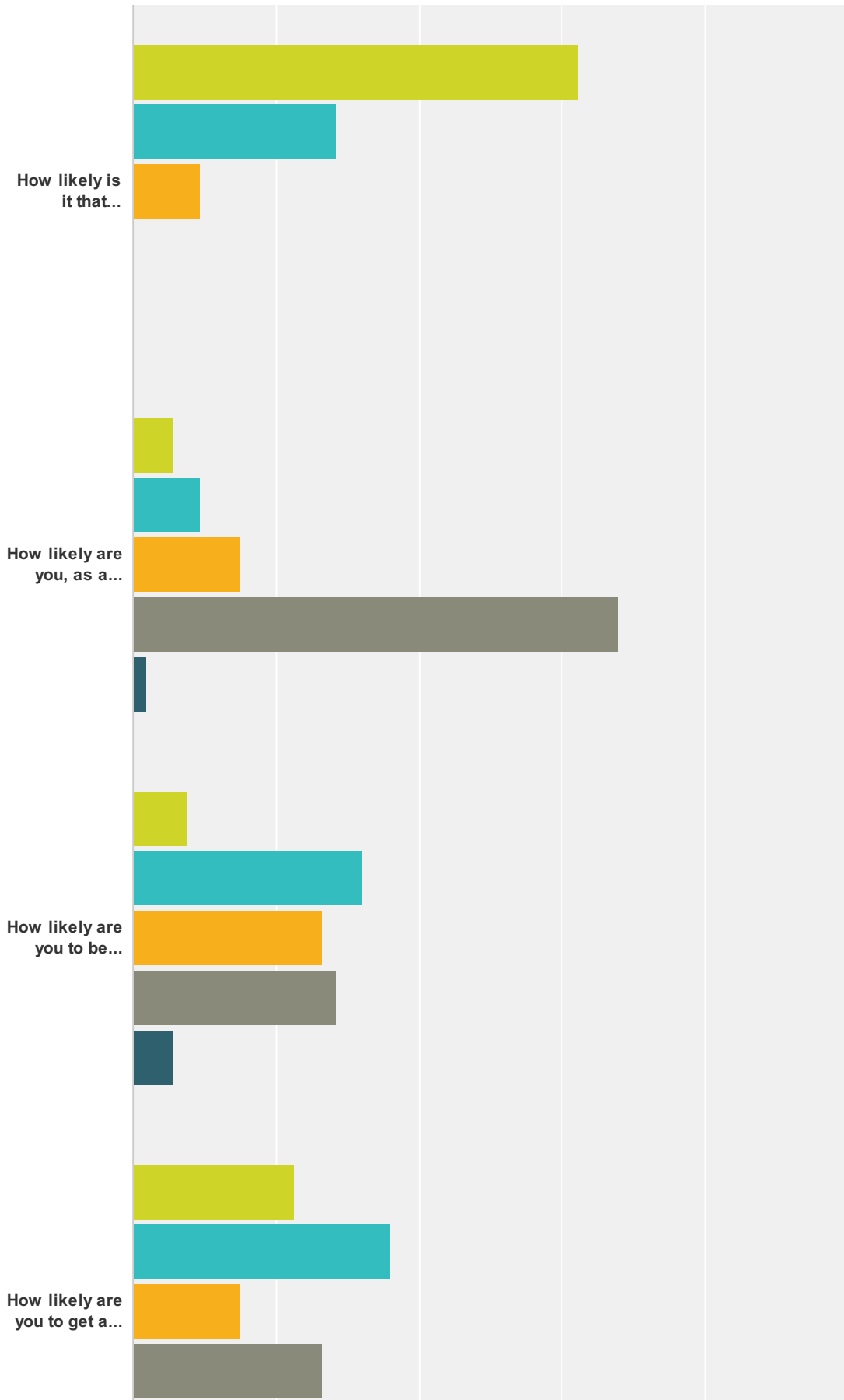
	Strongly Agree	Somewhat Agree	Somewhat Disagree	Strongly Disagree	Undecided	Total
I often act on the spur of the moment.	5.66% 3	32.08% 17	33.96% 18	28.30% 15	0% 0	53
I like to drive more than 10 MPH over the posted speed limit.	21.15% 11	25% 13	30.77% 16	21.15% 11	1.92% 1	52
Most of my family and friends think it's ok to talk on a cell phone without using a hands-free device while driving.	7.69% 4	15.38% 8	36.54% 19	40.38% 21	0% 0	52
Most of my family and friends think that it is ok to text while driving.	3.77% 2	5.66% 3	20.75% 11	67.92% 36	1.89% 1	53
I am likely to text the next time I drive.	1.89% 1	9.43% 5	15.09% 8	67.92% 36	5.66% 3	53
I am likely to talk on a cell phone without using a hands free device the next time I drive.	1.89% 1	22.64% 12	11.32% 6	64.15% 34	0% 0	53
Most of my family and friends routinely drive at least 10 MPH over the posted speed limit.	11.54% 6	32.69% 17	28.85% 15	21.15% 11	5.77% 3	52

## Maryland Highway Safety Office Traffic Survey

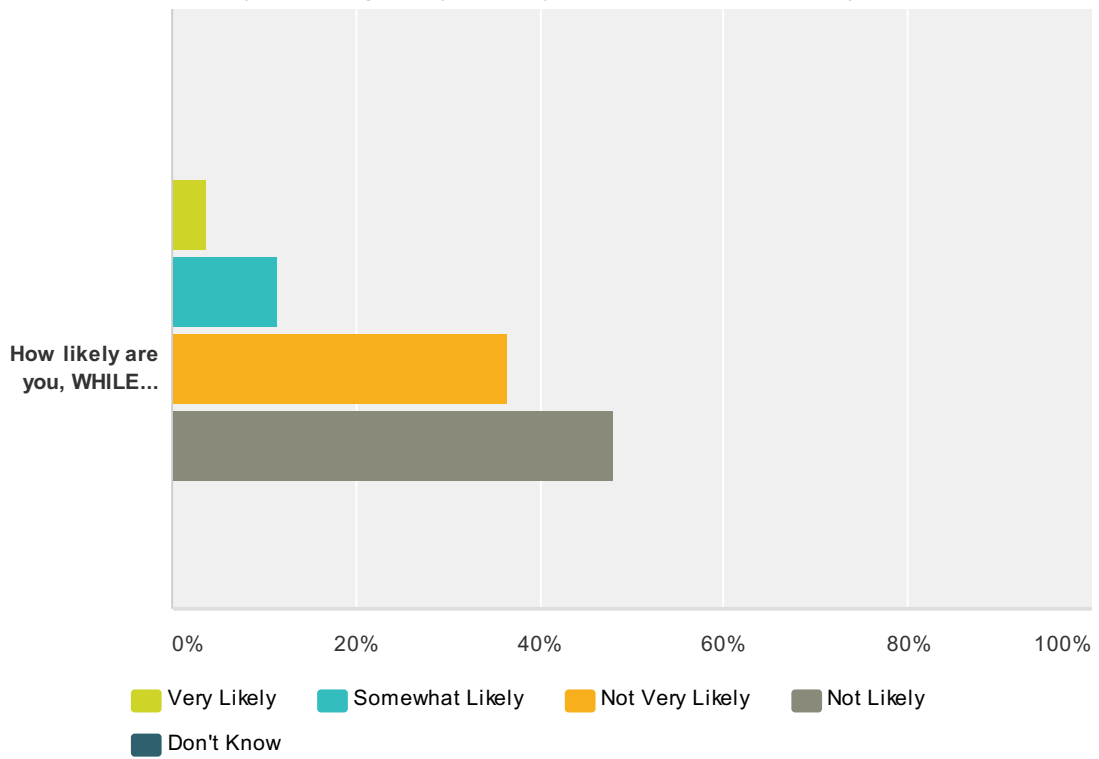
In the past 30 days, I have driven more than 10 MPH over the posted speed limit.	<b>38.46%</b> 20	<b>44.23%</b> 23	<b>5.77%</b> 3	<b>11.54%</b> 6	<b>0%</b> 0	52
If I am stopped for drinking and driving, the punishment will be severe.	<b>72.55%</b> 37	<b>9.80%</b> 5	<b>5.88%</b> 3	<b>9.80%</b> 5	<b>1.96%</b> 1	51
I am likely to be stopped by police if I drive more than 10 MPH over the speed limit	<b>16.98%</b> 9	<b>33.96%</b> 18	<b>33.96%</b> 18	<b>15.09%</b> 8	<b>0%</b> 0	53

Q11 Indicate the likeliness of each:

Answered: 53 Skipped: 0



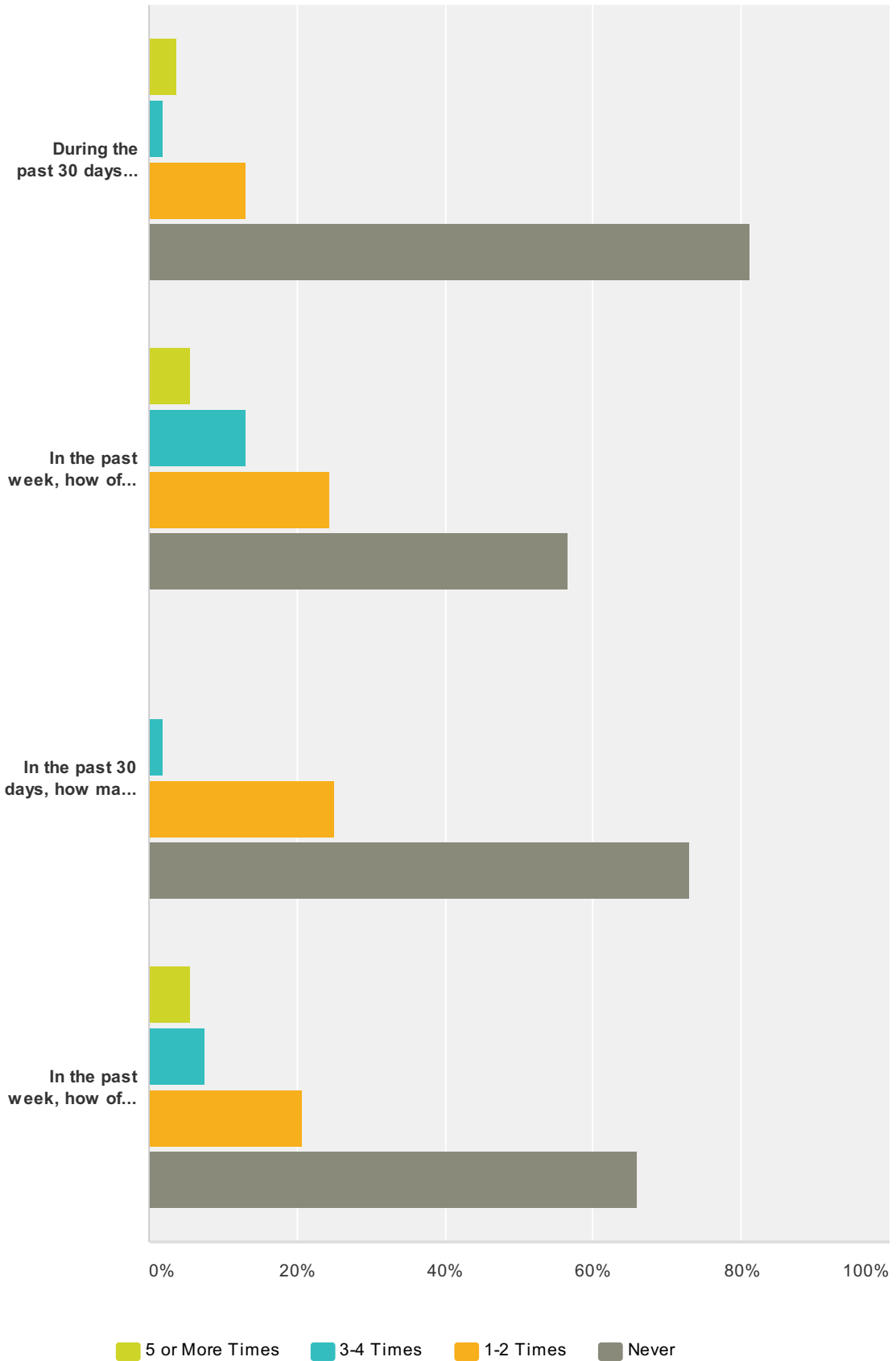
# Maryland Highway Safety Office Traffic Survey



	Very Likely	Somewhat Likely	Not Very Likely	Not Likely	Don't Know	Total
How likely is it that something bad would happen if you don't wear your seat belt?	62.26% 33	28.30% 15	9.43% 5	0% 0	0% 0	53
How likely are you, as a PEDESTRIAN, to be stopped for a cross walk violation?	5.66% 3	9.43% 5	15.09% 8	67.92% 36	1.89% 1	53
How likely are you to be stopped by police if you drive within two hours of drinking alcoholic beverages?	7.55% 4	32.08% 17	26.42% 14	28.30% 15	5.66% 3	53
How likely are you to get a ticket if you don't wear your seat belt?	22.64% 12	35.85% 19	15.09% 8	26.42% 14	0% 0	53
How likely are you, WHILE DRIVING A MOTOR VEHICLE, to be stopped for a crosswalk/pedestrian violation?	3.85% 2	11.54% 6	36.54% 19	48.08% 25	0% 0	52

### Q12 Indicate how often:

Answered: 53 Skipped: 0

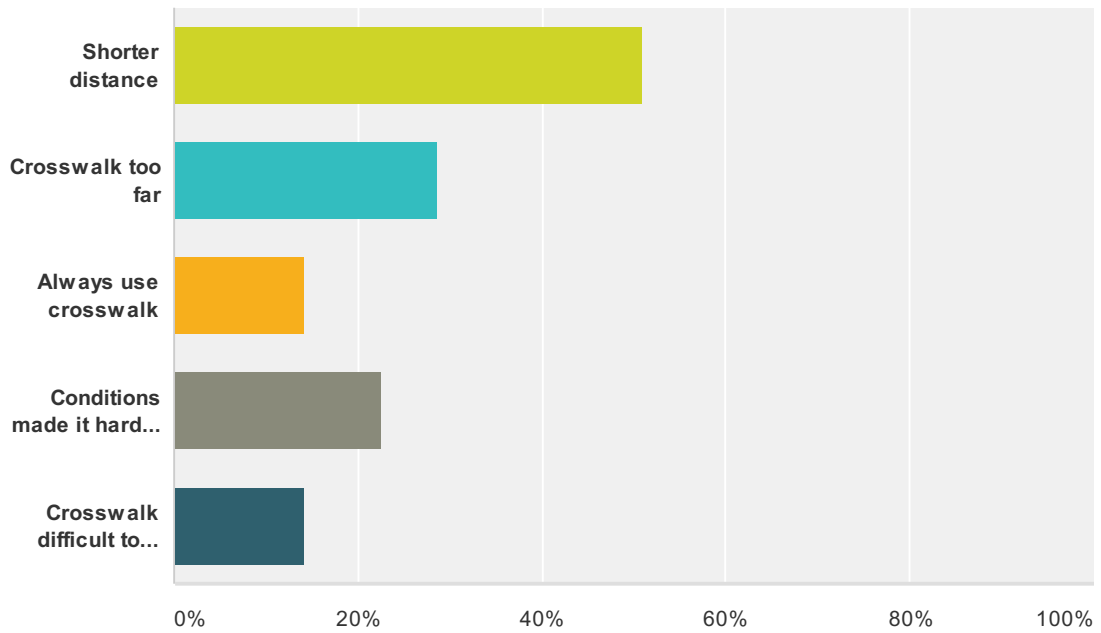


## Maryland Highway Safety Office Traffic Survey

	<b>5 or More Times</b>	<b>3-4 Times</b>	<b>1-2 Times</b>	<b>Never</b>	<b>Total</b>
During the past 30 days, how many times did you RIDE in a car or other vehicle driven by someone who had been drinking alcoholic beverages?	<b>3.77%</b> 2	<b>1.89%</b> 1	<b>13.21%</b> 7	<b>81.13%</b> 43	53
In the past week, how often have you used your cell phone without a hands-free device while driving?	<b>5.66%</b> 3	<b>13.21%</b> 7	<b>24.53%</b> 13	<b>56.60%</b> 30	53
In the past 30 days, how many times have YOU DRIVEN a car or other vehicle within 2 hours of drinking alcoholic beverages?	<b>0%</b> 0	<b>1.92%</b> 1	<b>25%</b> 13	<b>73.08%</b> 38	52
In the past week, how often have you texted while driving?	<b>5.66%</b> 3	<b>7.55%</b> 4	<b>20.75%</b> 11	<b>66.04%</b> 35	53

### Q13 Think of the last time you did not use a crosswalk - what was your reason for not using the crosswalk? (Mark all that apply)

Answered: 49 Skipped: 4

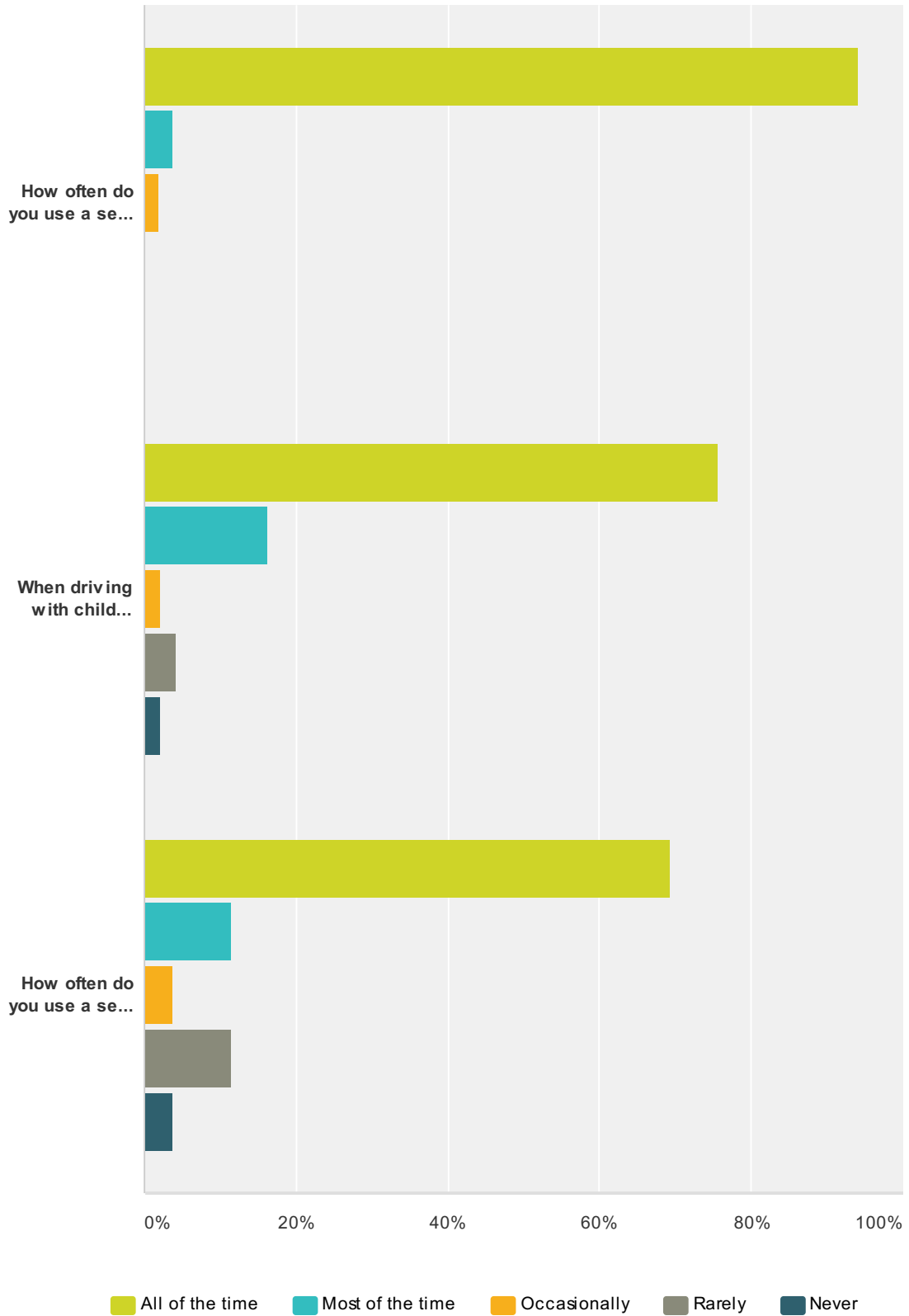


Answer Choices	Responses
Shorter distance	51.02% 25
Crosswalk too far	28.57% 14
Always use crosswalk	14.29% 7
Conditions made it hard to use: weather/lighting	22.45% 11
Crosswalk difficult to get to: broken sidewalk/uneven pavement/no access	14.29% 7
<b>Total Respondents: 49</b>	



Q14 Indicate how often:

Answered: 53 Skipped: 0



	All of the time	Most of the time	Occasionally	Rarely	Never	Total
--	-----------------	------------------	--------------	--------	-------	-------

How often do you use a seat belt when you drive or ride in the

94.23%

3.85%

1.92%

0%

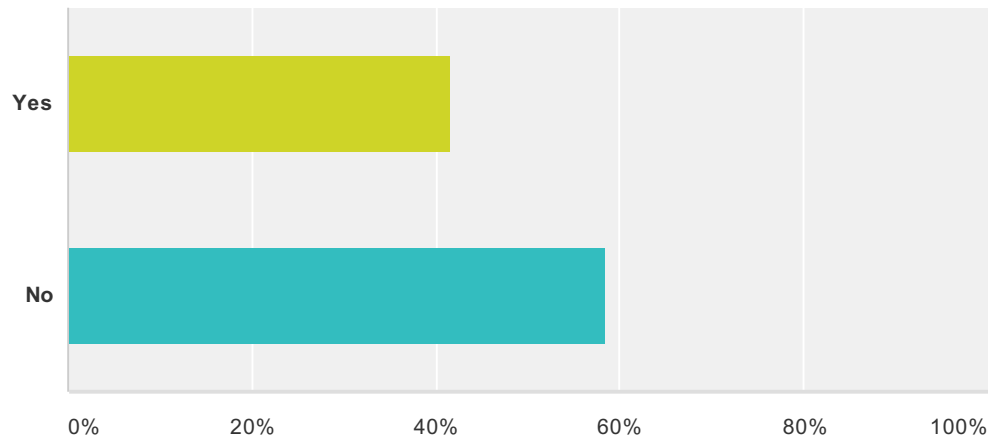
0%

## Maryland Highway Safety Office Traffic Survey

How often do you use a seat belt when you drive or ride in the FRONT seat of a car, van, SUV or pick-up truck?	<b>97.23%</b> 49	<b>9.09%</b> 2	<b>1.32%</b> 1	<b>0%</b> 0	<b>0%</b> 0	52
When driving with child passenger(s) under 13 years, how often do you make them sit in a back seat?	<b>75.51%</b> 37	<b>16.33%</b> 8	<b>2.04%</b> 1	<b>4.08%</b> 2	<b>2.04%</b> 1	49
How often do you use a seat belt when you ride in a BACK seat of a car, van, SUV or pick-up truck?	<b>69.23%</b> 36	<b>11.54%</b> 6	<b>3.85%</b> 2	<b>11.54%</b> 6	<b>3.85%</b> 2	52

**Q15 Do you transport children under the age of 10 in a car, van, sports utility, or pick-up truck?**

Answered: 53 Skipped: 0



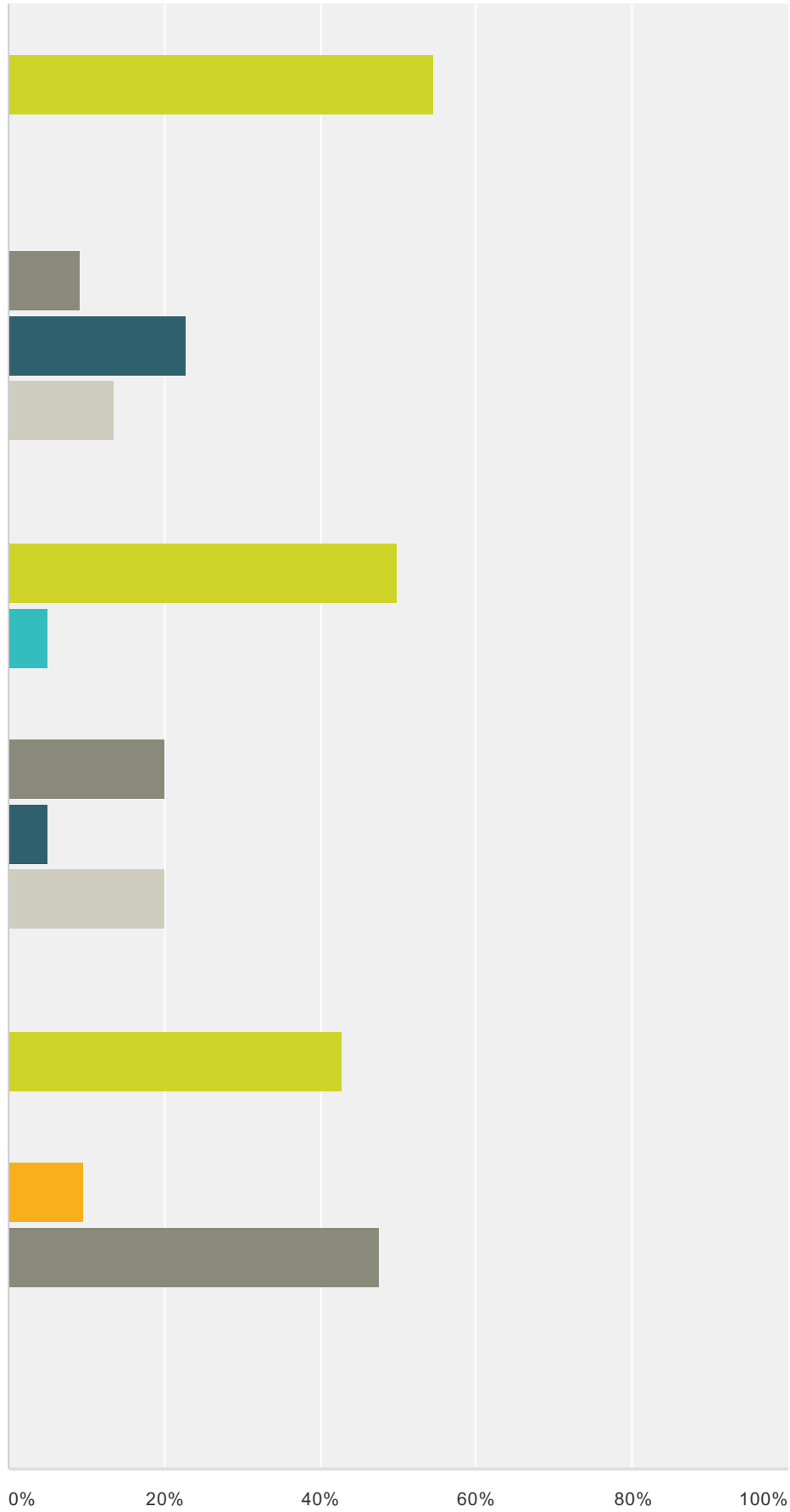
Answer Choices	Responses
Yes	41.51% 22
No	58.49% 31
<b>Total</b>	<b>53</b>

**Q16 If so indicate how that child was secured in the vehicle. If more than 1 child, answer for the oldest child only.**

Answered: 22 Skipped: 31

# Maryland Highway Safety Office Traffic Survey

A. In the past 30 days when...



B. In the past 30 days when...

C. In the past 30 days when...

- No Child this Age
- Not Buckled
- Seat Belt Only
- Booster with Seat Belt
- Rear Facing Car Seat
- Front Facing Harness Car Seat

## Maryland Highway Safety Office Traffic Survey

	No Child this Age	Not Buckled	Seat Belt Only	Booster with Seat Belt	Rear Facing Car Seat	Front Facing Harness Car Seat	Total
A. In the past 30 days when driving with a child age 0-2, indicate how that child traveled.	<b>54.55%</b> 12	<b>0%</b> 0	<b>0%</b> 0	<b>9.09%</b> 2	<b>22.73%</b> 5	<b>13.64%</b> 3	22
B. In the past 30 days when driving with a child age 3-5, indicate how that child traveled.	<b>50%</b> 10	<b>5%</b> 1	<b>0%</b> 0	<b>20%</b> 4	<b>5%</b> 1	<b>20%</b> 4	20
C. In the past 30 days when driving with a child age 6-9, indicate how that child traveled.	<b>42.86%</b> 9	<b>0%</b> 0	<b>9.52%</b> 2	<b>47.62%</b> 10	<b>0%</b> 0	<b>0%</b> 0	21